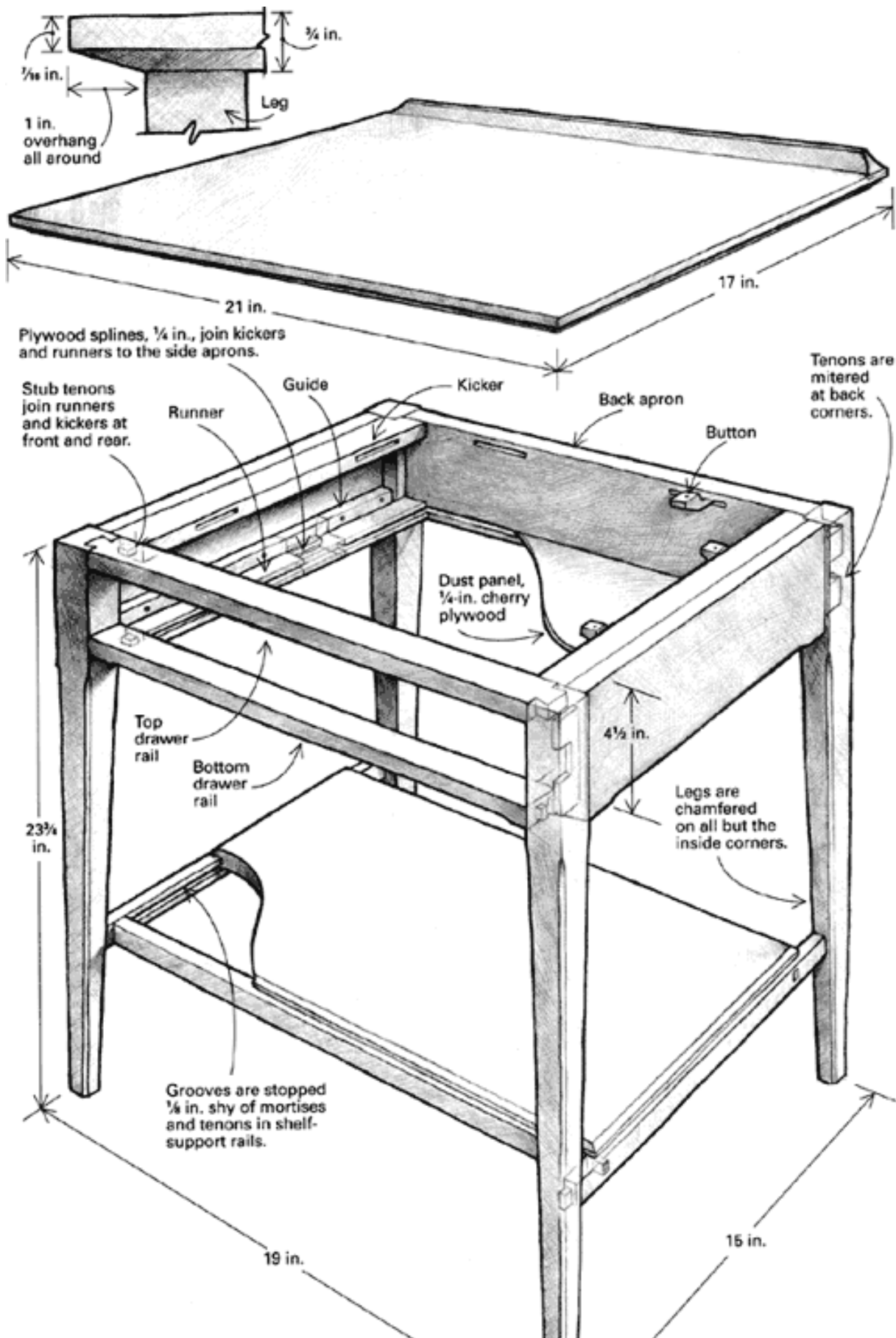


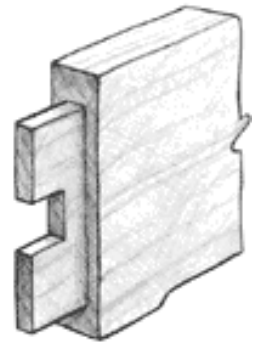
CLOSE WINDOW

## Exploded View




## Joinery Details

Careful joinery adds to the strength of this Arts-and-Crafts table without compromising its delicate lines.



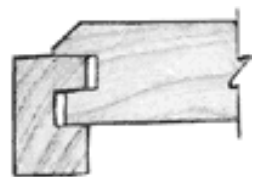
## Apron to leg

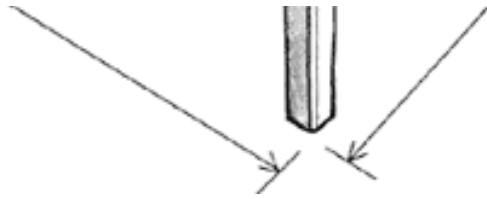
Two small tenons connected by a stub tenon provide nearly the same glue-surface area and resistance to twisting as a full-width tenon, without weakening the leg as much.



## Lower drawer rail to leg

Two small, parallel tenons effectively double the glue-surface area that would be available on a single tenon on this delicate frame member.





**Shelf-to-shelf support rail**  
The bottom tongue of the shelf's edge nests in the groove of the rail, providing a positive yet inconspicuous connection. The shelf can expand and contract freely with changes in humidity.

**CLOSE WINDOW**